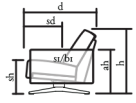
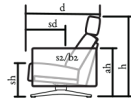


Stressless® Stella



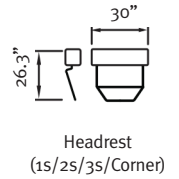
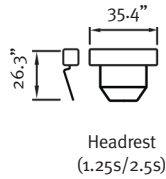
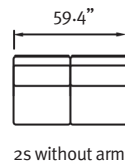
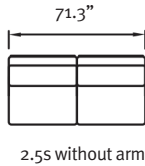
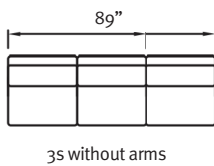
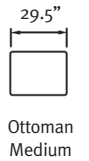
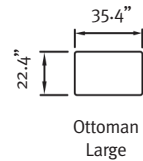
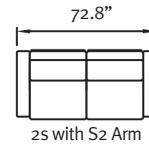
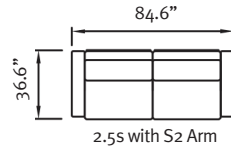
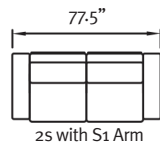
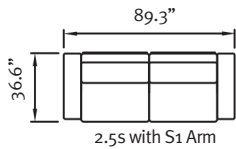
h= 30.7"
d = 36.6"
sd= 21.6"
sh= 17.3"
ah = 22.8"

You will need 4.5" behind the sofa for the Stressless reclining function.



h= 38.6"
d = 36.6"
sd= 21.6"
sh= 17.3"
ah = 22.8"

You will need 7.5" behind the sofa for the Stressless reclining function.



NOTES:

- Legs are available in Matte Black or Chrome
- 1 Seat and 1.25 Seat without Arms CAN NOT be combined with arms as a stand alone chair
- 1 Seat and 1.25 Seat CAN ONLY attach to a single arm/corner or a panel

